



February 25 - 27, 2011 Phillip Island, Australia

# SUPPORT CLASS RESULTS



## VICTORIAN MOTORCYCLE WRECKERS AUSTRALIAN SUPERSPORT

Phone: Melbourne +61 (03) 9428 5411

Date: 25/02/11  
Event: Q02  
Weather: Mostly cloudy - Temp: 19.2C  
Track: Dry - Temp: 29.5C

### Qualifying 1

Started at: 10:35:35  
Laps: 20 Min  
Starters: 23  
Printed at: 11:11

### PROVISIONAL FASTEST LAPS

Pos	No	Gr	Name	Machine	Fastest Lap	On Lap	Behind Prev	Behind Leader
1	25	A	Brodie WATERS (VIC) / Team Suzuki	Suzuki GSX-R	1:36.746	4 of 4		
2	35	A	Mitchell CARR (NSW) / Carr Bros. Motorsport	Triumph Daytona	1:38.230	7 of 9	1.484	1.484
3	96	A	Aaron GOBERT (NSW)	Yamaha YZF-R6	1:38.257	7 of 7	.027	1.511
4	21	A	Nicholas WATERS (VIC) / Waters Racing	Suzuki GSX-R	1:38.315	9 of 10	.058	1.569
5	20	B	Rick OLSON (VIC) / Yamaha Racing Team	Yamaha YZF-R6	1:38.732	8 of 10	.417	1.986
6	12	A	Kevin CURTAIN (VIC) / Yahama Racing Team	Yamaha YZF-R6	1:38.746	9 of 10	.014	2.000
7	52	A	Ryan TAYLOR (VIC)	Yamaha YZF-R6	1:39.793	9 of 10	1.047	3.047
8	16	A	Christan CASELLA (VIC)	Triumph Daytona	1:39.998	6 of 8	.205	3.252
9	82	A	Chris QUINN (NSW)	Yamaha YZF-R6	1:40.044	10 of 10	.046	3.298
10	30	B	Dylan MAVIN (QLD) / Champion's Ride Days Race Team	Honda CBR-RR	1:40.114	6 of 11	.070	3.368
11	9	B	Andy LAWSON (QLD)	Yamaha YZF-R6	1:40.183	7 of 10	.069	3.437
12	65	A	Blake LEIGH-SMITH (QLD)	Suzuki GSX-R	1:40.487	6 of 6	.304	3.741
13	44	B	Jackson LEIGH-SMITH (QLD) / Champion's Ride Days Race Team	Honda CBR-RR	1:41.393	8 of 10	.906	4.647
14	24	A	Chas HERN (VIC)	Suzuki GSX-R	1:41.429	3 of 8	.036	4.683
15	91	A	Darren SCIBERRAS (VIC)	Yamaha YZF-R6	1:42.030	5 of 9	.601	5.284
16	47	C	Giuseppe SCARCELLA (NSW)	Yamaha YZF-R6	1:42.173	9 of 9	.143	5.427
17	48	C	Laurence GUDE (TAS)	Suzuki GSX-R	1:42.386	6 of 10	.213	5.640
18	57	B	Levi DAY (SA)	Suzuki GSX-R	1:42.402	4 of 9	.016	5.656
19	68	A	Glenn SCOTT (NSW)	Kawasaki ZX6R	1:43.196	9 of 9	.794	6.450
20	55		Hafizh Syahrin ABDULLAH (MAL)	Yamaha YZF-R6	1:43.292	6 of 8	.096	6.546
21	13	C	Richard ELLIS (VIC)	Yamaha YZF-R6	1:45.016	4 of 7	1.724	8.270
22	43	B	Bryce VAN HOOFF (VIC) / Motorcycle Rim Stickers	Kawasaki ZX6R	1:45.375	3 of 9	.359	8.629
23	61	B	Richard HEALEY (VIC)	Yamaha YZF-R6	1:48.992	3 of 3	3.617	12.246

Current qualifying record for SS class - 1:35.826 by Shannon JOHNSON (VIC) on a Honda CBR-RR set on 16/10/09

\*\*\* Indicative qualifying time - 1:51.258 \*\*\*

The results are provisional until the end of the time limit for protests and appeals.

Chief Time Keeper - Scott Laing

Clerk of Course - Peter Smith



Computime Race Timing Systems Pty Ltd © 1996-2008  
Licensed to Computime Race Timing Systems

[www.computime.com.au](http://www.computime.com.au)

**COMPUTIME RACE TIMING SYSTEMS PTY LTD**

9 Timber Lane, Glen Waverley, Vic 3150. Ph : 0418 17 13 17

E-mail : [scott@computime.com.au](mailto:scott@computime.com.au)





February 25 - 27, 2011 Phillip Island, Australia

# SUPPORT CLASS RESULTS

## VICTORIAN MOTORCYCLE WRECKERS AUSTRALIAN SUPERSPORT

Date: 25/02/11  
Event: Q02  
Weather: Mostly cloudy - Temp: 19.2C  
Track: Dry - Temp: 29.5C

### Qualifying 1

Started at: 10:35:35  
Laps: 20 Min  
Starters: 23  
Printed at: 11:11

### PROVISIONAL LAP TIMES

No	Name	Lap 1	Lap 2	Lap 3	Lap 4	Lap 5	Lap 6	Lap 7	Lap 8	Lap 9	Lap 10	Lap 11
9	Andy LAWSON (QLD)	1:56.423	1:43.323	1:42.163	1:43.631	1:44.500	1:40.847	<b>1:40.183</b>	2:58.872	2:00.032	1:40.310	
12	Kevin CURTAIN (VIC)	1:53.855	1:40.328	1:38.979	1:38.954	1:39.095	4:11.710	1:56.863	1:39.079	<b>1:38.746</b>	1:38.761	
13	Richard ELLIS (VIC)	2:01.925	1:45.990	1:52.325	<b>1:45.016</b>	1:45.251	1:50.787	1:51.352				
16	Christan CASELLA (VIC)	1:49.787	3:16.917	1:46.116	3:19.765	1:45.638	<b>1:39.998</b>	3:36.406	1:45.050			
20	Rick OLSON (VIC)	1:56.126	1:41.450	1:39.302	1:39.171	3:04.462	1:55.690	1:43.334	<b>1:38.732</b>	1:52.619	1:47.943	
21	Nicholas WATERS (VIC)	1:52.117	1:40.054	1:39.246	1:39.092	1:38.873	3:22.679	1:46.585	1:38.935	<b>1:38.315</b>	1:38.692	
24	Chas HERN (VIC)	2:00.073	1:43.544	<b>1:41.429</b>	1:48.093	1:41.758	1:42.089	1:41.592	1:42.955			
25	Brodie WATERS (VIC)	1:55.867	1:39.324	1:37.423	<b>1:36.746</b>							
30	Dylan MAVIN (QLD)	1:58.864	1:43.590	1:41.401	1:41.244	1:40.935	<b>1:40.114</b>	2:02.042	1:40.655	1:40.454	1:40.570	1:40.649
35	Mitchell CARR (NSW)	1:55.020	1:40.215	1:39.477	1:40.668	3:56.560	1:54.885	<b>1:38.230</b>	1:45.585	1:38.780		
43	Bryce VAN HOOFF (VIC)	1:58.844	1:46.377	<b>1:45.375</b>	2:54.005	1:59.111	1:45.808	1:45.849	1:45.732	1:46.773		
44	Jackson LEIGH-SMITH (QLD)	1:53.941	1:42.809	1:41.772	1:41.439	3:56.363	1:52.289	1:41.956	<b>1:41.393</b>	1:41.404	1:41.758	
47	Giuseppe SCARCELLA (NSW)	2:08.275	1:44.800	1:42.762	1:42.235	1:42.608	4:54.487	2:03.274	1:42.351	<b>1:42.173</b>		
48	Laurence GUDE (TAS)	1:56.169	1:45.076	1:43.488	1:43.381	1:42.959	<b>1:42.386</b>	2:06.569	2:01.297	1:43.582	1:42.449	
52	Ryan TAYLOR (VIC)	1:51.456	1:41.427	1:41.149	1:40.868	3:34.337	1:53.084	1:41.412	1:40.357	<b>1:39.793</b>	1:40.811	
55	Hafizh Syahrin ABDULLAH (MAL)	2:07.917	1:44.736	1:44.363	1:44.094	1:43.538	<b>1:43.292</b>	1:43.847	5:49.250			
57	Levi DAY (SA)	2:12.217	1:44.248	1:43.099	<b>1:42.402</b>	1:42.847	1:43.323	1:43.103	1:43.450	1:43.370		
61	Richard HEALEY (VIC)	2:04.142	1:50.168	<b>1:48.992</b>								
65	Blake LEIGH-SMITH (QLD)	1:53.726	1:41.022	1:41.108	12:02.514	1:51.052	<b>1:40.487</b>					
68	Glenn SCOTT (NSW)	2:05.691	1:48.585	1:46.906	1:45.549	1:45.116	1:43.821	1:44.120	1:43.532	<b>1:43.196</b>		
82	Chris QUINN (NSW)	1:56.584	1:43.193	1:40.992	1:40.676	1:40.555	3:55.459	1:51.231	1:40.460	1:40.082	<b>1:40.044</b>	
91	Darren SCIBERRAS (VIC)	1:53.829	1:42.514	1:42.064	1:42.175	<b>1:42.030</b>	1:42.576	4:35.764	1:50.169	1:42.847		
96	Aaron GOBERT (NSW)	2:00.561	1:39.430	1:38.613	6:01.319	1:52.730	1:38.696	<b>1:38.257</b>				

\*\*\* Indicative qualifying time - 1:51.258 \*\*\*

The results are provisional until the end of the time limit for protests and appeals.

*Scott Laing*  
Chief Time Keeper - Scott Laing

*Peter Smith*  
Clerk of Course - Peter Smith



Computime Race Timing Systems Pty Ltd © 1996-2008  
Licensed to Computime Race Timing Systems

[www.computime.com.au](http://www.computime.com.au)

COMPUTIME RACE TIMING SYSTEMS PTY LTD

9 Timber Lane, Glen Waverley, Vic 3150. Ph : 0418 17 13 17

E-mail : [scott@computime.com.au](mailto:scott@computime.com.au)





February 25 - 27, 2011 Phillip Island, Australia

# SUPPORT CLASS RESULTS



VICTORIAN MOTORCYCLE WRECKERS AUSTRALIAN SUPERSPORT Phone: Melbourne +61 (03) 9428 5411

## Qualifying 1

Date: 25/02/11  
Event: Q02  
Weather: Mostly cloudy - Temp: 19.2C  
Track: Dry - Temp: 29.5C

Started at: 10:35:35  
Laps: 20 Min  
Starters: 23  
Printed at: 11:11

### PROVISIONAL FASTEST LAPS SEQUENCE

Race Time	No	Name	Machine	Fastest Lap	On Lap
2:17.805	20	Rick OLSON (VIC)	Yamaha YZF-R6	1:56.126	1
2:24.898	25	Brodie WATERS (VIC)	Suzuki GSX-R	1:55.867	1
2:41.078	65	Blake LEIGH-SMITH (QLD)	Suzuki GSX-R	1:53.726	1
2:49.313	21	Nicholas WATERS (VIC)	Suzuki GSX-R	1:52.117	1
3:10.145	16	Christan CASELLA (VIC)	Triumph Daytona	1:49.787	1
3:59.255	20	Rick OLSON (VIC)	Yamaha YZF-R6	1:41.450	2
4:04.222	25	Brodie WATERS (VIC)	Suzuki GSX-R	1:39.324	2
5:38.557	20	Rick OLSON (VIC)	Yamaha YZF-R6	1:39.302	3
5:41.645	25	Brodie WATERS (VIC)	Suzuki GSX-R	1:37.423	3
7:18.391	25	Brodie WATERS (VIC)	Suzuki GSX-R	1:36.746	4

\*\*\* Indicative qualifying time - 1:51.258 \*\*\*

The results are provisional until the end of the time limit for protests and appeals.

Chief Time Keeper - Scott Laing

Clerk of Course - Peter Smith



Computime Race Timing Systems Pty Ltd © 1996-2008  
Licensed to Computime Race Timing Systems


[www.computime.com.au](http://www.computime.com.au)

**COMPUTIME RACE TIMING SYSTEMS PTY LTD**

9 Timber Lane, Glen Waverley, Vic 3150. Ph : 0418 17 13 17

E-mail : [scott@computime.com.au](mailto:scott@computime.com.au)





February 25 - 27, 2011 Phillip Island, Australia

# SUPPORT CLASS RESULTS



## VICTORIAN MOTORCYCLE WRECKERS AUSTRALIAN SUPERSPORT

Phone: Melbourne +61 (03) 9428 5411

### Qualifying 1

Date: 25/02/11  
Event: Q02  
Weather: Mostly cloudy - Temp: 19.2C  
Track: Dry - Temp: 29.5C

Started at: 10:35:35  
Laps: 20 Min  
Starters: 23  
Printed at: 11:11

### PROVISIONAL SPLIT TIMES

Lap	Split 1	Split 2	Split 3	Lap Time	Lap	Split 1	Split 2	Split 3	Lap Time
<b>9 Andy LAWSON (QLD) (11th)</b>					<b>44 Jackson LEIGH-SMITH (QLD) (13th)</b>				
1	43.852	43.467	29.104	1:56.423	1	42.808	42.933	28.200	1:53.941
2	34.559	41.265	27.499	1:43.323	2	34.436	40.806	27.567	1:42.809
3	33.692	41.375	27.096	1:42.163	3	33.946	40.635	27.191	1:41.772
4	33.739	42.061	27.831	1:43.631	4	<b>33.768</b>	40.324	27.347	1:41.439
5	36.177	40.886	27.437	1:44.500	5	33.991	40.982	2:41.390	3:56.363
6	33.562	40.230	27.055	1:40.847	6	42.774	41.880	27.635	1:52.289
7	33.505	<b>39.697</b>	<b>26.981</b>	<b>1:40.183</b>	7	34.268	40.347	27.341	1:41.956
8	<b>33.427</b>	40.238	1:45.207	2:58.872	8	34.024	40.280	<b>27.089</b>	<b>1:41.393</b>
9	42.795	49.506	27.731	2:00.032	9	33.875	<b>40.192</b>	27.337	1:41.404
10	33.464	39.720	27.126	1:40.310	10	34.127	40.376	27.255	1:41.758
<b>12 Kevin CURTAIN (VIC) (6th)</b>					<b>47 Giuseppe SCARCELLA (NSW) (16th)</b>				
1	42.624	43.179	28.052	1:53.855	1	53.982	45.367	28.926	2:08.275
2	34.074	39.877	<b>26.377</b>	1:40.328	2	34.929	41.031	28.840	1:44.800
3	33.143	39.256	26.580	1:38.979	3	34.135	41.224	27.403	1:42.762
4	<b>33.109</b>	39.348	26.497	1:38.954	4	34.052	<b>40.863</b>	27.320	1:42.235
5	33.183	39.333	26.579	1:39.095	5	34.174	40.996	27.438	1:42.608
6	34.991	40.940	2:55.779	4:11.710	6	33.976	4:20.511		4:54.487
7	48.902	40.832	27.129	1:56.863	7	52.647	42.980	27.647	2:03.274
8	33.285	39.308	26.486	1:39.079	8	<b>33.832</b>	41.085	27.434	1:42.351
9	33.148	<b>39.125</b>	26.473	<b>1:38.746</b>	9	33.902	40.957	<b>27.314</b>	<b>1:42.173</b>
10	33.132	39.156	26.473	1:38.761	<b>48 Laurence GUDE (TAS) (17th)</b>				
<b>13 Richard ELLIS (VIC) (21th)</b>					1	43.894	43.525	28.750	1:56.169
1	45.742	46.720	29.463	2:01.925	2	35.367	42.050	27.659	1:45.076
2	34.942	42.751	<b>28.297</b>	1:45.990	3	34.536	41.471	27.481	1:43.488
3	<b>34.581</b>	48.738	29.006	1:52.325	4	34.474	41.250	27.657	1:43.381
4	34.654	41.918	28.444	<b>1:45.016</b>	5	34.403	41.022	27.534	1:42.959
5	34.936	<b>41.548</b>	28.767	1:45.251	6	34.203	<b>40.915</b>	<b>27.268</b>	<b>1:42.386</b>
6	35.820	43.380	31.587	1:50.787	7	<b>33.987</b>	1:32.582		2:06.569
7	38.229	44.580	28.543	1:51.352	8	51.002	42.236	28.059	2:01.297
<b>16 Christan CASELLA (VIC) (8th)</b>					9	34.302	41.574	27.706	1:43.582
1	40.801	41.474	27.512	1:49.787	10	34.068	40.987	27.394	1:42.449
2	33.860	40.538	2:02.519	3:16.917	<b>52 Ryan TAYLOR (VIC) (7th)</b>				
3	38.269	40.853	26.994	1:46.116	1	43.376	40.587	27.493	1:51.456
4	33.366	<b>39.660</b>	2:06.739	3:19.765	2	33.801	40.369	27.257	1:41.427

Chief Time Keeper - Scott Laing

Clerk of Course - Peter Smith



Computime Race Timing Systems Pty Ltd © 1996-2008  
Licensed to Computime Race Timing Systems


[www.computime.com.au](http://www.computime.com.au)

COMPUTIME RACE TIMING SYSTEMS PTY LTD

9 Timber Lane, Glen Waverley, Vic 3150. Ph : 0418 17 13 17

E-mail : [scott@computime.com.au](mailto:scott@computime.com.au)





February 25 - 27, 2011 Phillip Island, Australia

# SUPPORT CLASS RESULTS



## VICTORIAN MOTORCYCLE WRECKERS AUSTRALIAN SUPERSPORT

Phone: Melbourne +61 (03) 9428 5411

### Qualifying 1

Date: 25/02/11  
Event: Q02  
Weather: Mostly cloudy - Temp: 19.2C  
Track: Dry - Temp: 29.5C

Started at: 10:35:35  
Laps: 20 Min  
Starters: 23  
Printed at: 11:11

### PROVISIONAL SPLIT TIMES

Lap	Split 1	Split 2	Split 3	Lap Time	Lap	Split 1	Split 2	Split 3	Lap Time
5	38.480	40.188	26.970	1:45.638	3	33.798	40.154	27.197	1:41.149
6	<b>33.304</b>	39.778	26.916	<b>1:39.998</b>	4	33.692	40.149	27.027	1:40.868
7	33.308	40.183	2:22.915	3:36.406	5	33.541	40.733	2:20.063	3:34.337
8	37.975	40.178	<b>26.897</b>	1:45.050	6	45.140	40.639	27.305	1:53.084
<b>20 Rick OLSON (VIC) (5th)</b>					7	33.820	40.095	27.497	1:41.412
1	43.934	43.721	28.471	1:56.126	8	33.622	39.891	<b>26.844</b>	1:40.357
2	34.492	39.982	26.976	1:41.450	9	<b>33.341</b>	<b>39.529</b>	26.923	<b>1:39.793</b>
3	33.231	<b>39.319</b>	26.752	1:39.302	10	33.650	40.012	27.149	1:40.811
4	33.109	39.398	26.664	1:39.171	<b>55 Hafizh Syahrin ABDULLAH (MAL) (20th)</b>				
5	37.744	44.361	1:42.357	3:04.462	1	51.503	46.058	30.356	2:07.917
6	47.226	41.083	27.381	1:55.690	2	34.660	41.976	28.100	1:44.736
7	33.386	42.282	27.666	1:43.334	3	34.402	41.901	28.060	1:44.363
8	<b>32.840</b>	39.331	<b>26.561</b>	<b>1:38.732</b>	4	34.514	41.631	27.949	1:44.094
9	40.638	44.674	27.307	1:52.619	5	34.280	41.448	27.810	1:43.538
10	37.243	43.078	27.622	1:47.943	6	<b>34.137</b>	<b>41.285</b>	27.870	<b>1:43.292</b>
<b>21 Nicholas WATERS (VIC) (4th)</b>					7	34.397	41.651	<b>27.799</b>	1:43.847
1	41.539	42.572	28.006	1:52.117	8	40.969	5:08.281		5:49.250
2	33.950	39.502	26.602	1:40.054	<b>57 Levi DAY (SA) (18th)</b>				
3	33.481	39.295	26.470	1:39.246	1	57.477	45.598	29.142	2:12.217
4	33.089	39.460	26.543	1:39.092	2	35.209	41.427	27.612	1:44.248
5	<b>32.984</b>	39.410	26.479	1:38.873	3	34.436	41.205	<b>27.458</b>	1:43.099
6	34.311	41.348	2:07.020	3:22.679	4	<b>34.172</b>	<b>40.749</b>	27.481	<b>1:42.402</b>
7	40.493	39.181	26.911	1:46.585	5	34.314	40.979	27.554	1:42.847
8	33.111	39.284	26.540	1:38.935	6	34.212	41.355	27.756	1:43.323
9	32.999	<b>38.917</b>	<b>26.399</b>	<b>1:38.315</b>	7	34.465	41.129	27.509	1:43.103
10	33.066	39.161	26.465	1:38.692	8	34.350	41.413	27.687	1:43.450
<b>24 Chas HERN (VIC) (14th)</b>					9	34.645	40.971	27.754	1:43.370
1	47.161	44.162	28.750	2:00.073	<b>61 Richard HEALEY (VIC) (23th)</b>				
2	34.830	41.182	27.532	1:43.544	1	46.363	47.669	30.110	2:04.142
3	33.908	40.342	27.179	<b>1:41.429</b>	2	<b>36.544</b>	44.574	29.050	1:50.168
4	38.122	42.501	27.470	1:48.093	3	36.691	<b>43.941</b>	<b>28.360</b>	<b>1:48.992</b>
5	34.130	40.309	27.319	1:41.758	<b>65 Blake LEIGH-SMITH (QLD) (12th)</b>				
6	<b>33.742</b>	41.228	27.119	1:42.089	1	43.523	42.645	27.558	1:53.726
7	33.817	<b>40.186</b>	27.589	1:41.592					

*Scott Laing*  
Chief Time Keeper - Scott Laing

*Peter Smith*  
Clerk of Course - Peter Smith



Computime Race Timing Systems Pty Ltd © 1996-2008  
Licensed to Computime Race Timing Systems


[www.computime.com.au](http://www.computime.com.au)

COMPUTIME RACE TIMING SYSTEMS PTY LTD

9 Timber Lane, Glen Waverley, Vic 3150. Ph : 0418 17 13 17

E-mail : [scott@computime.com.au](mailto:scott@computime.com.au)





February 25 - 27, 2011 Phillip Island, Australia

# SUPPORT CLASS RESULTS



## VICTORIAN MOTORCYCLE WRECKERS AUSTRALIAN SUPERSPORT

Phone: Melbourne +61 (0)3 9428 5411

### Qualifying 1

Date: 25/02/11  
Event: Q02  
Weather: Mostly cloudy - Temp: 19.2C  
Track: Dry - Temp: 29.5C

Started at: 10:35:35  
Laps: 20 Min  
Starters: 23  
Printed at: 11:11

### PROVISIONAL SPLIT TIMES

Lap	Split 1	Split 2	Split 3	Lap Time	Lap	Split 1	Split 2	Split 3	Lap Time
8	34.713	41.174	<u>27.068</u>	1:42.955	2	33.633	40.167	27.222	1:41.022
					3	33.663	40.184	27.261	1:41.108
<b>25 Brodie WATERS (VIC) (1st)</b>					4	33.891	49.384	10:39.23 9	12:02.514
1	44.099	44.727	27.041	1:55.867	5	42.775	41.192	27.085	1:51.052
2	33.207	39.395	26.722	1:39.324	6	<u>33.474</u>	<u>39.978</u>	<u>27.035</u>	<u>1:40.487</u>
3	32.746	38.542	26.135	1:37.423					
4	<u>32.514</u>	<u>38.257</u>	<u>25.975</u>	<u>1:36.746</u>	<b>68 Glenn SCOTT (NSW) (19th)</b>				
					1	49.803	46.252	29.636	2:05.691
<b>30 Dylan MAVIN (QLD) (10th)</b>					2	36.274	43.188	29.123	1:48.585
1	45.818	44.263	28.783	1:58.864	3	35.614	42.531	28.761	1:46.906
2	34.670	41.291	27.629	1:43.590	4	35.331	41.829	28.389	1:45.549
3	33.755	40.419	27.227	1:41.401	5	35.204	41.868	28.044	1:45.116
4	33.789	40.328	27.127	1:41.244	6	34.605	41.341	27.875	1:43.821
5	<u>33.289</u>	40.126	27.520	1:40.935	7	34.580	41.476	28.064	1:44.120
6	33.292	<u>39.757</u>	27.065	<u>1:40.114</u>	8	<u>34.504</u>	41.197	27.831	1:43.532
7	33.380	59.882	28.780	2:02.042	9	34.576	<u>40.982</u>	<u>27.638</u>	<u>1:43.196</u>
8	33.331	40.375	26.949	1:40.655	<b>82 Chris QUINN (NSW) (9th)</b>				
9	33.332	40.137	26.985	1:40.454	1	43.806	44.165	28.613	1:56.584
10	33.315	40.414	<u>26.841</u>	1:40.570	2	34.608	41.103	27.482	1:43.193
11	33.700	39.809	27.140	1:40.649	3	33.619	40.286	27.087	1:40.992
<b>35 Mitchell CARR (NSW) (2nd)</b>					4	33.567	40.058	27.051	1:40.676
1	44.521	43.037	27.462	1:55.020	5	33.448	39.957	27.150	1:40.555
2	33.756	39.806	26.653	1:40.215	6	39.157	46.628	2:29.674	3:55.459
3	33.599	39.386	26.492	1:39.477	7	42.024	41.958	27.249	1:51.231
4	33.224	40.531	26.913	1:40.668	8	33.506	39.899	27.055	1:40.460
5	33.454	39.647	2:43.459	3:56.560	9	<u>33.305</u>	39.760	27.017	1:40.082
6	45.269	42.049	27.567	1:54.885	10	33.416	<u>39.730</u>	<u>26.898</u>	<u>1:40.044</u>
7	<u>33.102</u>	<u>38.946</u>	<u>26.182</u>	<u>1:38.230</u>	<b>91 Darren SCIBERRAS (VIC) (15th)</b>				
8	33.502	44.373	27.710	1:45.585	1	44.222	41.672	27.935	1:53.829
9	33.144	39.220	26.416	1:38.780	2	34.566	40.639	<u>27.309</u>	1:42.514
<b>43 Bryce VAN HOOF (VIC) (22th)</b>					3	34.078	40.527	27.459	1:42.064
1	45.045	44.835	28.964	1:58.844	4	34.055	40.636	27.484	1:42.175
2	36.357	41.889	28.131	1:46.377	5	<u>33.675</u>	<u>40.445</u>	27.910	<u>1:42.030</u>
3	35.684	41.615	<u>28.076</u>	<u>1:45.375</u>	6	34.194	40.872	27.510	1:42.576

*Scott Laing*  
Chief Time Keeper - Scott Laing

*Peter Smith*  
Clerk of Course - Peter Smith



Computime Race Timing Systems Pty Ltd © 1996-2008  
Licensed to Computime Race Timing Systems

[www.computime.com.au](http://www.computime.com.au)

COMPUTIME RACE TIMING SYSTEMS PTY LTD

9 Timber Lane, Glen Waverley, Vic 3150. Ph : 0418 17 13 17

E-mail : [scott@computime.com.au](mailto:scott@computime.com.au)





February 25 - 27, 2011 Phillip Island, Australia

# SUPPORT CLASS RESULTS

## VICTORIAN MOTORCYCLE WRECKERS AUSTRALIAN SUPERSPORT

Phone: Melbourne +61 (03) 9428 5411

### Qualifying 1

Date: 25/02/11  
Event: Q02  
Weather: Mostly cloudy - Temp: 19.2C  
Track: Dry - Temp: 29.5C

Started at: 10:35:35  
Laps: 20 Min  
Starters: 23  
Printed at: 11:11

### PROVISIONAL SPLIT TIMES

Lap	Split 1	Split 2	Split 3	Lap Time	Lap	Split 1	Split 2	Split 3	Lap Time
4	<u>35.337</u>	41.980	1:36.688	2:54.005	7	36.853	44.437	3:14.474	4:35.764
5	49.116	41.849	28.146	1:59.111	8	41.289	41.119	27.761	1:50.169
6	35.453	41.948	28.407	1:45.808	9	34.366	40.859	27.622	1:42.847
7	35.523	41.661	28.665	1:45.849	<b>96 Aaron GOBERT (NSW) (3rd)</b>				
8	35.707	<u>41.577</u>	28.448	1:45.732	1	44.896	47.318	28.347	2:00.561
9	35.778	42.411	28.584	1:46.773	2	33.447	39.539	26.444	1:39.430
					3	33.124	39.108	26.381	1:38.613
					4	35.144	40.812	4:45.363	6:01.319
					5	45.502	40.615	26.613	1:52.730
					6	32.990	39.172	26.534	1:38.696
					7	<u>32.879</u>	<u>39.073</u>	<u>26.305</u>	<u>1:38.257</u>

\*\*\* Indicative qualifying time - 1:51.258 \*\*\*

The results are provisional until the end of the time limit for protests and appeals.

Chief Time Keeper - Scott Laing

Clerk of Course - Peter Smith



Computime Race Timing Systems Pty Ltd © 1996-2008  
Licensed to Computime Race Timing Systems

[www.computime.com.au](http://www.computime.com.au)

**COMPUTIME RACE TIMING SYSTEMS PTY LTD**

9 Timber Lane, Glen Waverley, Vic 3150. Ph : 0418 17 13 17

E-mail : [scott@computime.com.au](mailto:scott@computime.com.au)

